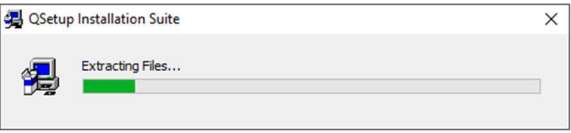
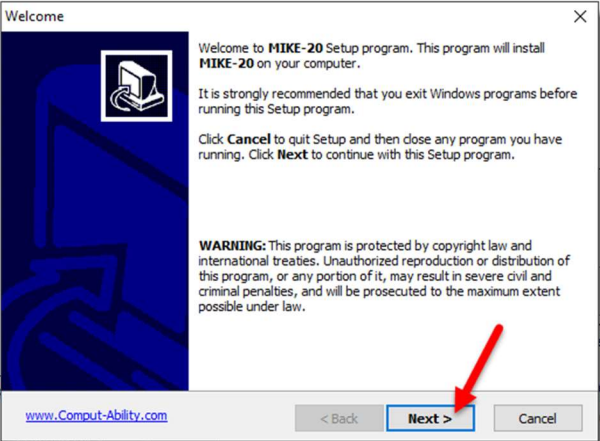


MIKE 20 w/ VTO6



QSetup Installation Suite
Extracting Files...



Welcome

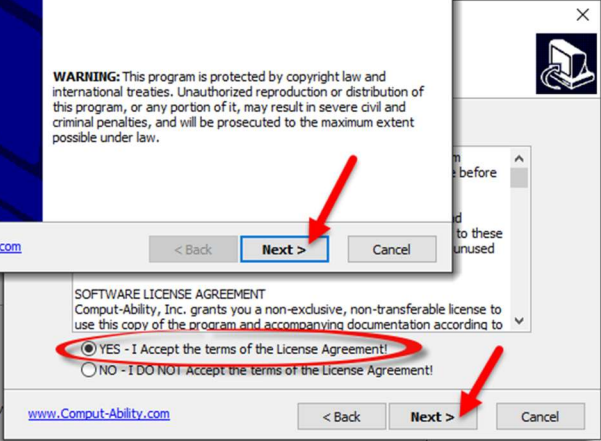
Welcome to **MIKE-20** Setup program. This program will install **MIKE-20** on your computer.

It is strongly recommended that you exit Windows programs before running this Setup program.

Click **Cancel** to quit Setup and then close any program you have running. Click **Next** to continue with this Setup program.

WARNING: This program is protected by copyright law and international treaties. Unauthorized reproduction or distribution of this program, or any portion of it, may result in severe civil and criminal penalties, and will be prosecuted to the maximum extent possible under law.

www.Comput-Ability.com < Back **Next >** Cancel

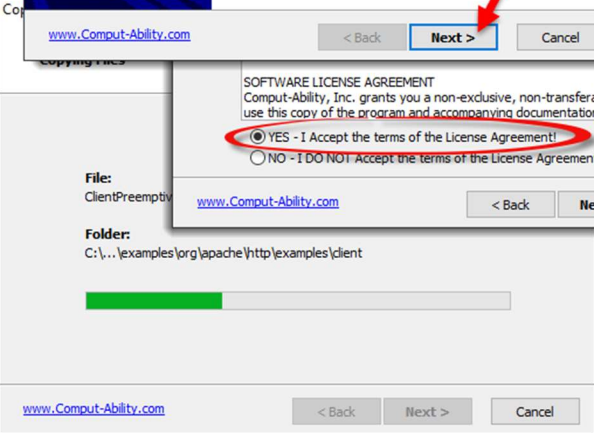


SOFTWARE LICENSE AGREEMENT

Comput-Ability, Inc. grants you a non-exclusive, non-transferable license to use this copy of the program and accompanying documentation according to the following terms:

YES - I Accept the terms of the License Agreement!
 NO - I DO NOT Accept the terms of the License Agreement!

< Back **Next >** Cancel



File: ClientPreemptiv
Folder: C:\...\examples\org\apache\http\examples\client

www.Comput-Ability.com < Back **Next >** Cancel

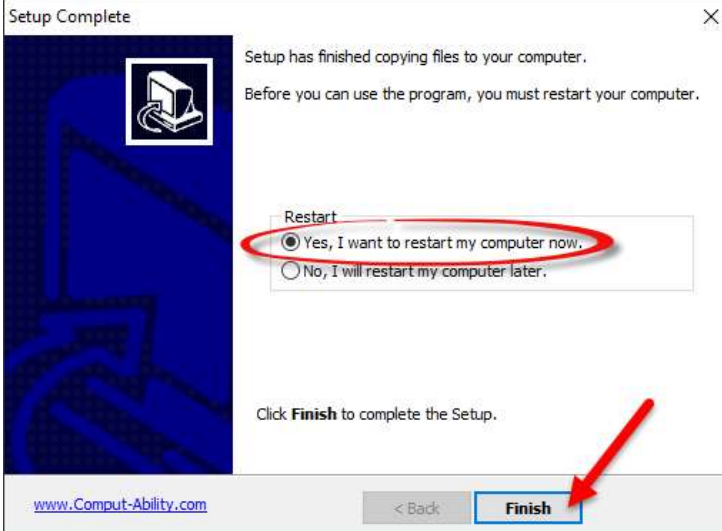
Once the install process is over. A computer restart is necessary.

Please select Yes, then click Finish

You will see a QSetup progress bar.

After, click Next to begin Install process.

Accept the License Agreement, click Next



Setup Complete

Setup has finished copying files to your computer.

Before you can use the program, you must restart your computer.

Restart

Yes, I want to restart my computer now.
 No, I will restart my computer later.

Click **Finish** to complete the Setup.

www.Comput-Ability.com < Back **Finish**